

SAFESTOP GROUNDBARRIER

**INNOVATIVE GUARDRAILS
KEEP YOUR PEOPLE SAFE**



*Strong uprights and flexible rails
provide ultimate stopping power*

THE MCCUE DIFFERENCE

HI, WE'RE MCCUE & WE MAKE SAFETY EASY!

Our innovative, impact-tested barriers safely stop fast-moving material handling vehicles — protecting your people and your facility. With engineered materials that work together, we're revolutionizing safety barrier innovation with these three principles:



SAFER IMPACTS

Strong, floor-mounted rail designed to bring heavy trucks to a stop.



SHOCK ABSORPTION

Absorbs impacts — with limited deflection — to keep your people safe.



EASY INSTALL


Simple install with standard hardware and tools.



MODULAR DESIGN: Modular posts and rails allow for endless configurations.

IMPACT ABSORBING: Proprietary rail connection provides unparalleled impact absorbency.

POST & RAIL STRENGTH: Industry-leading upright strength from shock-absorbing post technology.





SAFESTOP GROUNDBARRIER

Introducing **SafeStop GroundBarrier**, a flush-mounted safety barrier that protects people, floors, and facilities. Its combined shock-absorbent materials give it the ability to slow and stop material handling equipment — ensuring the safety of your employees and the integrity of your concrete floors. With the added options of PedestrianBarrier or GuardRail for extra stopping power, keeping your facility safe has never been easier.

HOW IT WORKS

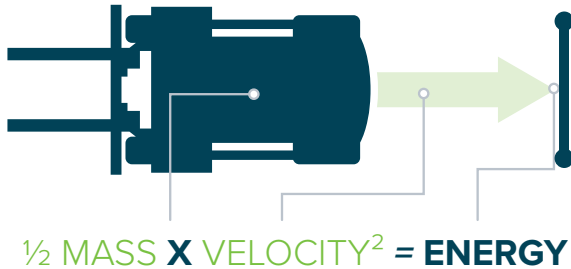
GroundBarrier is packed full of innovative technology to safely stop heavy machinery. Upon impact, its reinforced uprights offer strength while its shock-absorbing rails flex to dissipate impact energy — keeping your operators, forklifts, and facility safe.



* PATENTS PENDING

IMPACT TESTING

Rigorous product testing at the highest standard.




Ultimate Strength Rating
7,376 ft-lbs (10,000 J)

 x 

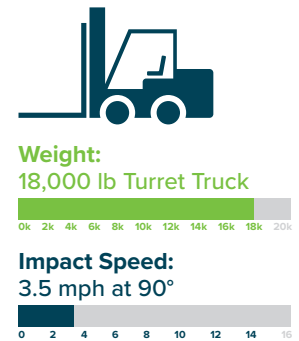
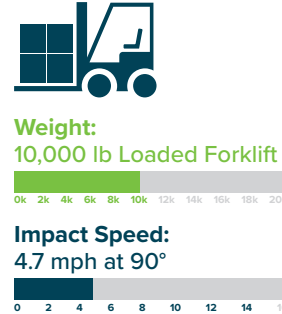
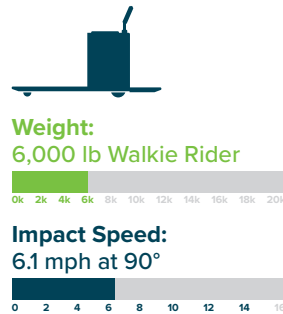
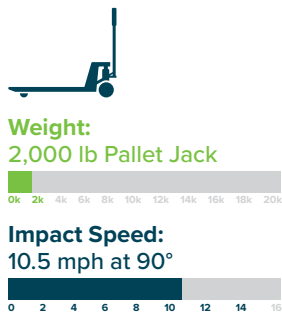
8,755 lbs (3971 kg) **5.02 mph (8.08 kmh)**

90°	7,376 ft-lbs	10,000 J
------------	---------------------	-----------------

45°	14,746 ft-lbs	19,995 J
------------	----------------------	-----------------

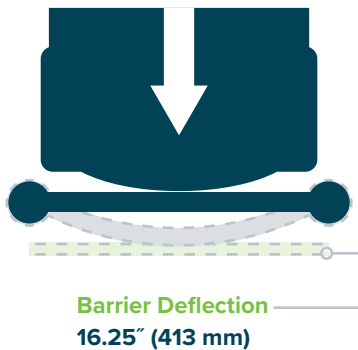
30°	29,491 ft-lbs	39,990 J
------------	----------------------	-----------------

WHAT DOES 7,376 FT LBS (10,000 J) MEAN TO YOU?



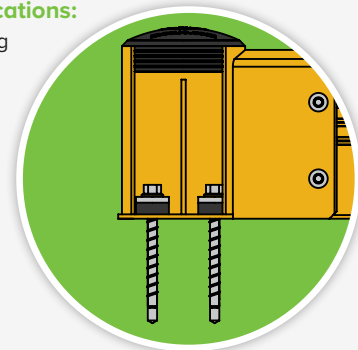
MATERIAL PROPERTIES

BARRIER DEFLECTION:





Anchor Specifications:

A shock-absorbing anchor system protects both the anchors and the floor.



	Working Temperatures	32°F-130°F (0°C-54°C)
	Toxicity	Not Hazardous

	Flammability	Does Not Easily Ignite
	REACH / RSCA / DSL	Compliant

* PATENTS PENDING

SAFESTOP **GROUND BARRIER**

SafeStop GroundBarrier

Hardware included.

